




NINERS BY THE **NUMBERS**



A PROFILE OF OUR 2018-2019

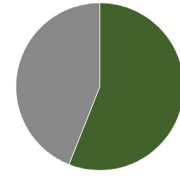


UNDERGRADUATE STUDENTS

UNIVERSITY OF NORTH CAROLINA AT CHARLOTTE

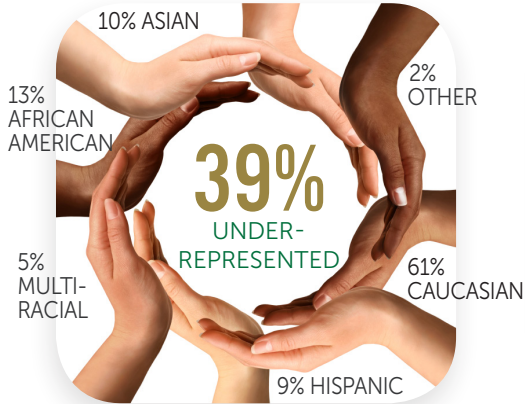
ENROLLED FALL 2018
FRESHMAN CLASS
 UNDERGRADUATES

3,708
 NEW FRESHMEN
 ENROLLED FOR FALL 2018



56%

*PERCENT OF NEW STUDENTS WHO ARE FRESHMEN



Academic quality for Freshmen at UNC Charlotte

is at an unprecedented level, showcasing the highest level of ACT and SAT scores.

TEST SCORES & GPA OF ENROLLED NEW FRESHMEN

1202 OUT OF 1600 AVERAGE SAT SCORE

24 AVERAGE ACT SCORE

4.1 AVERAGE HS WTD GPA



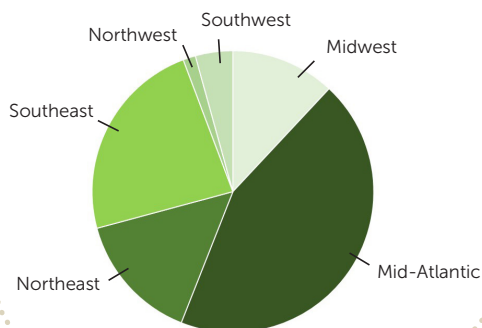
TYPE OF HIGH SCHOOL ATTENDED



	NC	OUT-OF-STATE
PUBLIC	83%	87%
PRIVATE	2%	3%
EARLY COLLEGE	8%	0%
OTHER	7%	10%

93% FROM NC
7% NOT FROM NC

NON-NORTH CAROLINA, U.S. FRESHMEN COME FROM:



¹ Excludes students who withdrew during the term.



2,980 FRESHMEN LIVE ON CAMPUS

80% OF NEW FALL FRESHMEN CHOSE TO LIVE ON CAMPUS



15
 AVERAGE NO. CREDITS ENROLLED FOR FALL '18 ¹



24
 AVERAGE NO. CREDITS AWARDED TO NEW FRESHMEN ¹

Approximate Enrollment by College

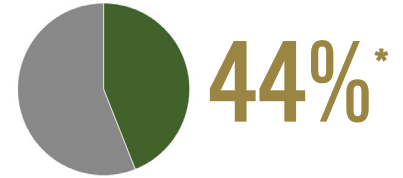
Arts + Architecture	3%
Liberal Arts & Sciences	19%
Business	16%
Education	2%
Engineering	17%
Health and Human Services	12%
Computing and Informatics	10%
University College	22%

ENROLLED FALL 2018

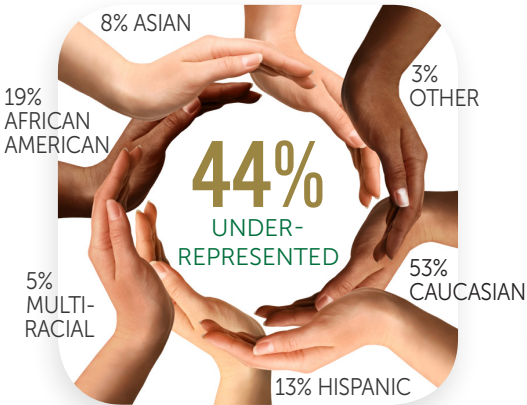
TRANSFER CLASS

UNDERGRADUATES

2,970
NEW TRANSFERS
ENROLLED FOR FALL 2018



*PERCENT OF NEW STUDENTS WHO ARE TRANSFERS



76%
OF NEW TRANSFERS SURVEYED
WORK WHILE IN SCHOOL

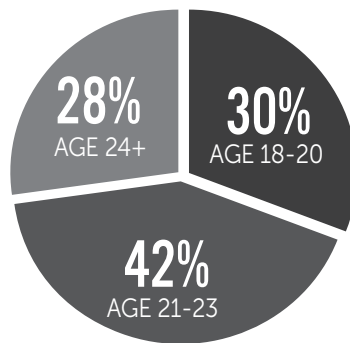
33%
OF NEW TRANSFERS APPLIED TO
WORK ON CAMPUS

**APPLICATIONS
RECEIVED**

5,016



AGE RANGES OF TRANSFER STUDENTS



551 NEW TRANSFERS
LIVE ON CAMPUS

19% OF NEW FALL TRANSFERS CHOSE TO LIVE ON CAMPUS



12
AVERAGE NO. CREDITS
ENROLLED FOR FALL '18 ¹



49
AVERAGE NO. CREDITS
TRANSFERRED FOR FALL '18 ¹

PREVIOUS INSTITUTIONS OF TRANSFER STUDENTS

NC COMMUNITY COLLEGE	69.7%
NC PUBLIC 4-YR INSTITUTION	11.8%
FOREIGN INSTITUTION	8.1%
NC PRIVATE 4-YR INSTITUTION	4.9%
OUT-OF-STATE INSTITUTION	2.9%

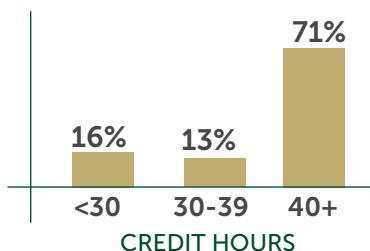
CPCC:	29.4%
WAKE TECH:	6.6%
RCCC:	3.9%
CATAWBA VALLEY:	2.8%
GASTON:	2.7%
MITCHELL:	2.2%
ECU:	1.7%
UNCG:	1.6%

¹ Excludes students who withdrew during the term.



33%
OF TRANSFER STUDENTS
TRANSFER WITH A
2-YEAR DEGREE (AA or AS)

NUMBER OF CREDIT HOURS TRANSFERRED TO UNC CHARLOTTE



NEW TRANSFERS BROUGHT IN A TOTAL OF 144,741 HOURS OF TRANSFER CREDIT

SPRING 2019 FRESHMEN AND TRANSFERS

FRESHMEN STUDENTS

SPRING 2019

115

AVERAGE HS GPA:
3.81

BREAKDOWN BY COLLEGE

- 2 ARTS + ARCHITECTURE
- 30 LIBERAL ARTS & SCIENCES
- 17 BUSINESS
- 1 EDUCATION
- 12 ENGINEERING
- 14 HEALTH AND HUMAN SERVICES
- 6 COMPUTING AND INFORMATICS
- 33 UNIVERSITY COLLEGE

MOST POPULAR MAJORS

1. UNDECIDED
2. COMPUTER SCIENCE
3. NURSING
4. MECHANICAL ENGINEERING
5. BIOLOGY

TRANSFER STUDENTS

SPRING 2019

1,129

AVERAGE TRANSFER GPA:
3.0

BREAKDOWN BY COLLEGE

- 13 ARTS + ARCHITECTURE
- 371 LIBERAL ARTS & SCIENCES
- 161 BUSINESS
- 46 EDUCATION
- 71 ENGINEERING
- 131 HEALTH AND HUMAN SERVICES
- 95 COMPUTING AND INFORMATICS
- 222 UNIVERSITY COLLEGE

MOST POPULAR MAJORS

1. UNDECIDED
2. COMPUTER SCIENCE
3. PSYCHOLOGY
4. COMMUNICATIONS
5. EXERCISE SCIENCE

2018-2019 UNIVERSITY-WIDE PROFILE



81.9%

1ST YEAR RETENTION RATE
OF FULL TIME, FIRST-YEAR
STUDENTS ENTERING IN FALL 2017



6,090 STUDENTS LIVE
ON CAMPUS

61%

OF STUDENTS
WHO'VE GRADUATED
HAD PARTICIPATED IN
INTERNSHIPS, EXPERIENTIAL,
OR RESEARCH OPPORTUNITIES



APPROXIMATELY

42%

OF ALL NEW UNDERGRADUATES
ARE FIRST-GENERATION
COLLEGE STUDENTS



75%

OF UNDERGRADUATES
RECEIVE FINANCIAL AID

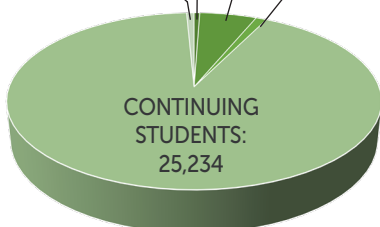
41% OF STUDENTS ON AID RECEIVE FEDERAL
PELL GRANTS (9,681 STUDENTS)

UNIVERSITY FAST FACTS

- 29,710 Total students enrolled
- 137,000+ Alumni
- 78,360 Alumni in Charlotte region
- 400+ Student clubs/organizations
- 29% Increase in enrollment over the last decade

FALL 2018 ENROLLMENT UNDERGRADUATE STUDENTS

NEW FRESHMEN: 3,708 NEW TRANSFERS: 2,970
NON-DEGREE: 264 READMITS: 504



1,465 UNC CHARLOTTE

STUDENTS ARE

MILITARY AFFILIATED

AND UTILIZED CHAPTER 33

OF THE G.I. BILL IN THE

2018-19 ACADEMIC YEAR

STUDENTS COME FROM

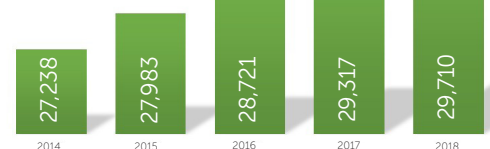
94

Countries

48

States

5-YEAR ENROLLMENT GROWTH



RANKED AMONG THE
TOP 150 UNIVERSITIES IN THE
U.S. IN INTERNATIONAL
ENROLLMENT

- US NEWS