




NINERS BY THE **NUMBERS**



A PROFILE OF OUR 2017-2018

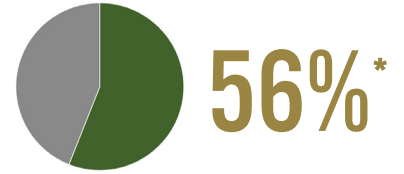


UNDERGRADUATE STUDENTS

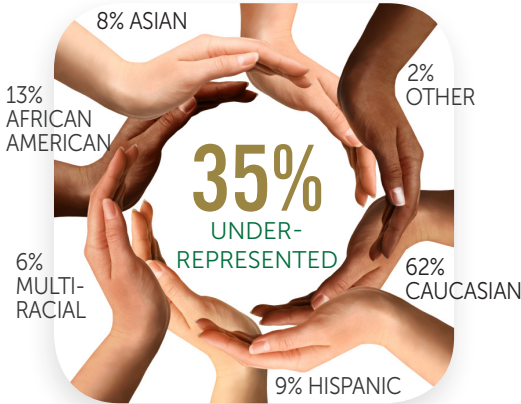
UNIVERSITY OF NORTH CAROLINA AT CHARLOTTE

ENROLLED FALL 2017
FRESHMAN CLASS
 UNDERGRADUATES

3,373
 NEW FRESHMEN
 ENROLLED FOR FALL 2017

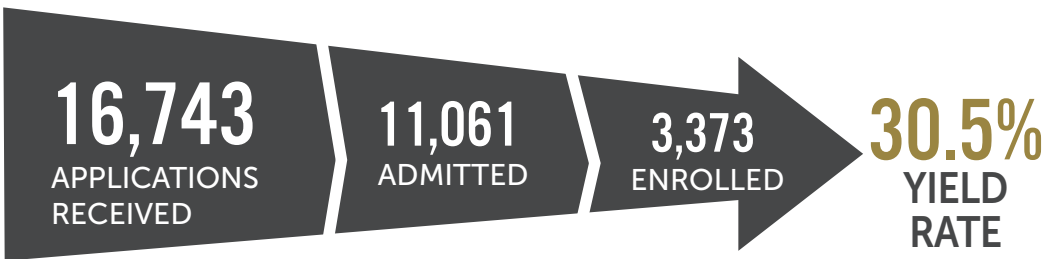


*PERCENT OF NEW STUDENTS WHO ARE FRESHMEN



Academic quality for Freshmen at UNC Charlotte is at an unprecedented level, showcasing record increases with SAT and GPA scores.

TEST SCORES & GPA OF ENROLLED NEW FRESHMEN



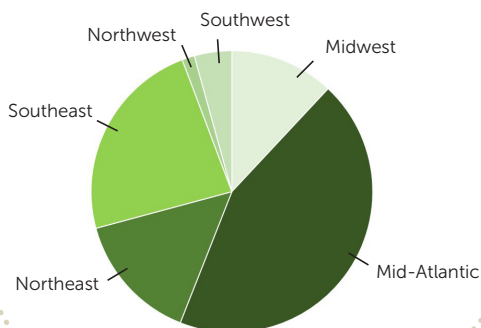
TYPE OF HIGH SCHOOL ATTENDED



	NC	OUT-OF-STATE
PUBLIC	83%	86%
PRIVATE	2%	3%
EARLY COLLEGE	8%	0%
OTHER	7%	11%

93% FROM NC
7% NOT FROM NC

NON-NORTH CAROLINA, U.S. FRESHMEN COME FROM:



¹ Excludes students who withdrew during the term.



2,647 FRESHMEN LIVE ON CAMPUS

78% OF NEW FALL FRESHMEN CHOSE TO LIVE ON CAMPUS



15
 AVERAGE NO. CREDITS ENROLLED FOR FALL '17 ¹



27
 AVERAGE NO. CREDITS AWARDED TO NEW FRESHMEN ¹

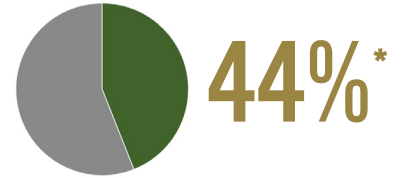
37% OF FRESHMEN STARTED WITH SOME COLLEGE CREDIT

Approximate Enrollment by College

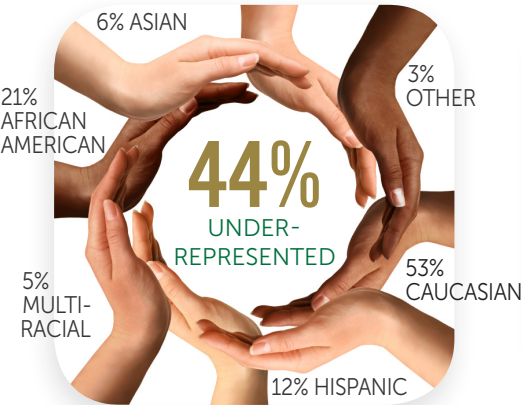
Arts + Architecture	3%
Liberal Arts & Sciences	19%
Business	15%
Education	2%
Engineering	16%
Health and Human Services	10%
Computing and Informatics	10%
University College	25%

ENROLLED FALL 2017
TRANSFER CLASS
 UNDERGRADUATES

2,943
 NEW TRANSFERS
 ENROLLED FOR FALL 2017



*PERCENT OF NEW STUDENTS WHO ARE TRANSFERS



52.6%
 OF NEW TRANSFERS SURVEYED
 WORK WHILE IN SCHOOL

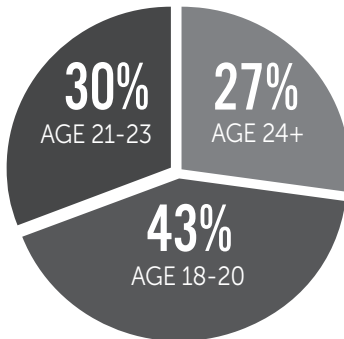
25.6%
 OF NEW TRANSFERS SURVEYED
 WORK BETWEEN 20-30 HOURS
 PER WEEK WHILE IN SCHOOL

APPLICATIONS RECEIVED

5,177



AGE RANGES
 OF TRANSFER STUDENTS



PREVIOUS INSTITUTIONS OF TRANSFER STUDENTS

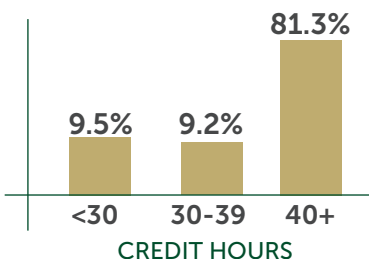
NC COMMUNITY COLLEGE	62.2%
NC PUBLIC 4-YR INSTITUTION	11.3%
FOREIGN INSTITUTION	5.7%
NC PRIVATE 4-YR INSTITUTION	4.8%
OUT-OF-STATE INSTITUTION	3.1%

32%
 OF TRANSFER STUDENTS
 TRANSFER WITH A
 2-YEAR DEGREE (AA or AS)

557 NEW TRANSFERS
 LIVE ON CAMPUS

19% OF NEW FALL TRANSFERS CHOSE TO LIVE ON CAMPUS

NUMBER OF CREDIT HOURS TRANSFERRED TO UNC CHARLOTTE



NEW TRANSFERS BROUGHT IN A TOTAL OF 138,830 HOURS OF TRANSFER CREDIT



12
 AVERAGE NO. CREDITS
 ENROLLED FOR FALL '17 ¹



48
 AVERAGE NO. CREDITS
 TRANSFERRED FOR FALL '17 ¹

CPCC:	45.8%
WAKE TECH:	7.3%
RCCC:	5.7%
GASTON:	4.2%
CATAWBA VALLEY:	3.7%
MITCHELL:	3.0%
FORSYTH TECH:	2.7%
GUILFORD:	2.6%

¹ Excludes students who withdrew during the term.

SPRING 2018 FRESHMEN AND TRANSFERS

FRESHMEN STUDENTS

SPRING 2018

194

AVERAGE HS GPA:
3.83

BREAKDOWN BY COLLEGE

- 4 ARTS + ARCHITECTURE
- 40 LIBERAL ARTS & SCIENCES
- 24 BUSINESS
- 2 EDUCATION
- 10 ENGINEERING
- 25 HEALTH AND HUMAN SERVICES
- 10 COMPUTING AND INFORMATICS
- 79 UNIVERSITY COLLEGE

MOST POPULAR MAJORS

1. UNDECIDED
2. PRE-BUSINESS
3. NURSING
4. BIOLOGY
5. COMPUTER SCIENCE

TRANSFER STUDENTS

SPRING 2018

1002

AVERAGE TRANSFER GPA:
2.96

BREAKDOWN BY COLLEGE

- 15 ARTS + ARCHITECTURE
- 330 LIBERAL ARTS & SCIENCES
- 140 BUSINESS
- 36 EDUCATION
- 82 ENGINEERING
- 124 HEALTH AND HUMAN SERVICES
- 81 COMPUTING AND INFORMATICS
- 194 UNIVERSITY COLLEGE

MOST POPULAR MAJORS

1. UNDECIDED
2. BUSINESS
3. COMPUTER SCIENCE
4. PSYCHOLOGY
5. COMMUNICATIONS

2017-2018 UNIVERSITY-WIDE PROFILE



83.3%

1ST YEAR RETENTION RATE
AN INCREASE OF 1 PERCENTAGE
POINT (+0.8%) SINCE 2016



5,727 STUDENTS LIVE
ON CAMPUS

90%

OF STUDENTS
WHO'VE GRADUATED
HAD PARTICIPATED IN
INTERNSHIPS OR RESEARCH
OPPORTUNITIES



APPROXIMATELY

27%

OF ALL NEW UNDERGRADUATES
ARE FIRST-GENERATION
COLLEGE STUDENTS



76%

OF UNDERGRADUATES
RECEIVE FINANCIAL AID

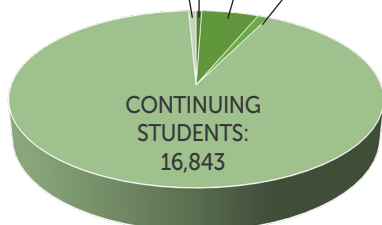
54% OF STUDENTS ON AID RECEIVE FEDERAL
PELL GRANTS (9,807 STUDENTS)

UNIVERSITY FAST FACTS

- 29,317 Total students enrolled
- 120,000+ Alumni
- 73,000 Alumni in Charlotte region
- 400+ Student clubs/organizations
- 40% Undergraduate student growth over the last decade

FALL 2017 ENROLLMENT UNDERGRADUATE STUDENTS

NEW FRESHMEN: 3,373 NEW TRANSFERS: 2,943
NON-DEGREE: 255 READMITS: 500



APPROX 853

UNDERGRADUATE

STUDENTS

ARE MILITARY AFFILIATED

AND USE ONE OF THE

CHAPTERS OF THE G.I. BILL

STUDENTS COME FROM

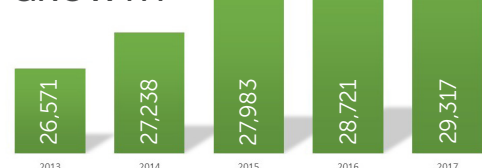
85

Countries

49

States

5-YEAR ENROLLMENT GROWTH



RANKED AMONG THE
TOP 125 UNIVERSITIES IN THE
U.S. IN INTERNATIONAL
ENROLLMENT
- BEST COLLEGE VALUES